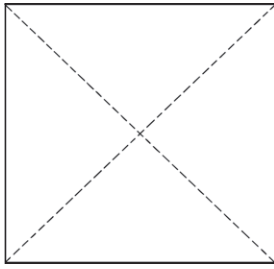


Complex Multi-Clause Sentence Fortune Teller

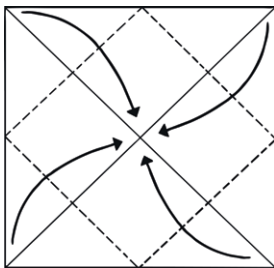
Instructions

①



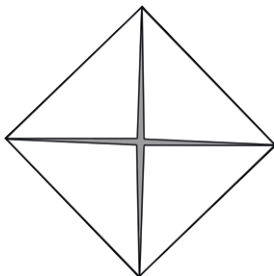
With pictures face down, fold on both diagonal lines. Unfold.

②



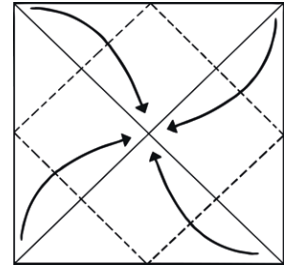
Fold all four corners to the centre.

③



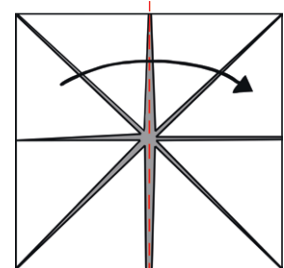
Turn paper over.

④



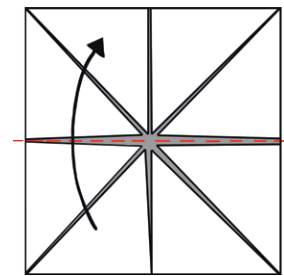
Once again, fold all corners to the centre.

⑤




Fold paper in half and unfold.

⑥



Fold in half from top to bottom. Do not unfold.

⑦



Slide thumbs and forefingers under the squares and move the fortune teller back and forth to play.

Instructions

1. Choose a sentence topic from the outer squares and use your fingers to slide the fortune teller back and forth as you say the letters from that word.
2. Choose one of the four subordinating conjunctions on show on the inner sections.
3. Write a complex (multi-clause) sentence on your chosen topic using that subordinating conjunction on your whiteboard.
4. If you manage to do this, score a point. First player to five points is declared the winner!

