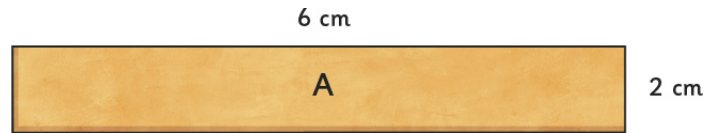


Snapping Crocodile

Follow the instructions to make the moving mechanism.

Step 1

Cut **one** strip of card with the measurements:
6cm x 2cm (A)



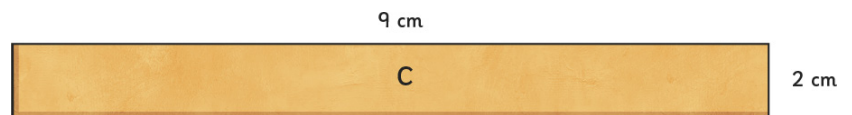
Step 2

Cut **one** strip of card with the measurements:
8cm x 2cm (B)



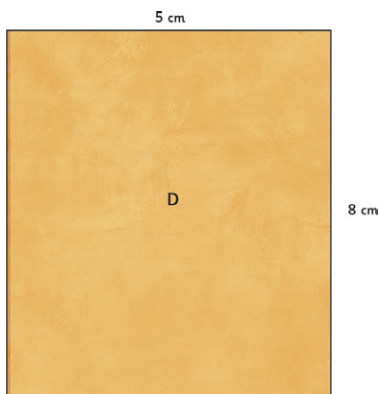
Step 3

Cut **one** strip of card with the measurements:
9cm x 2cm (C)



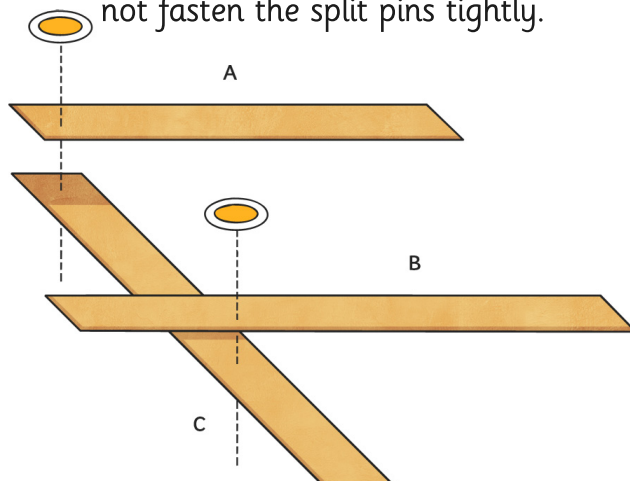
Step 4

Cut a rectangle with the measurements:
5cm x 8cm (D)



Step 5

Split pin the three strips together in the positions shown. Do not fasten the split pins tightly.



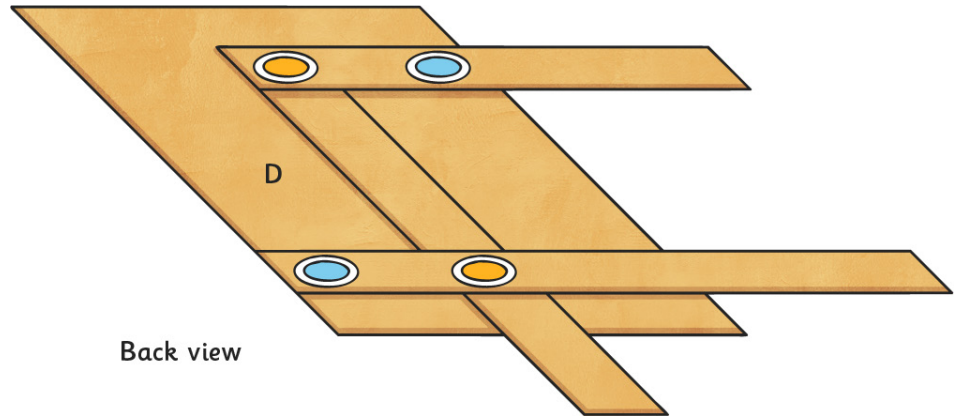
Snapping Crocodile



Follow the instructions to make the moving mechanism.

Step 6

Split pit the strips to the rectangle in the position shown. Do not press the split pin tightly.



Step 7

Draw and cut out two sets of teeth and glue the teeth onto the strips. Push the slider up and down to operate the jaw.

